

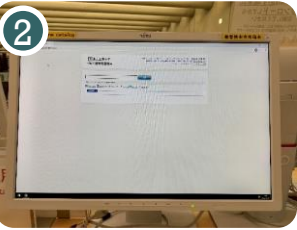
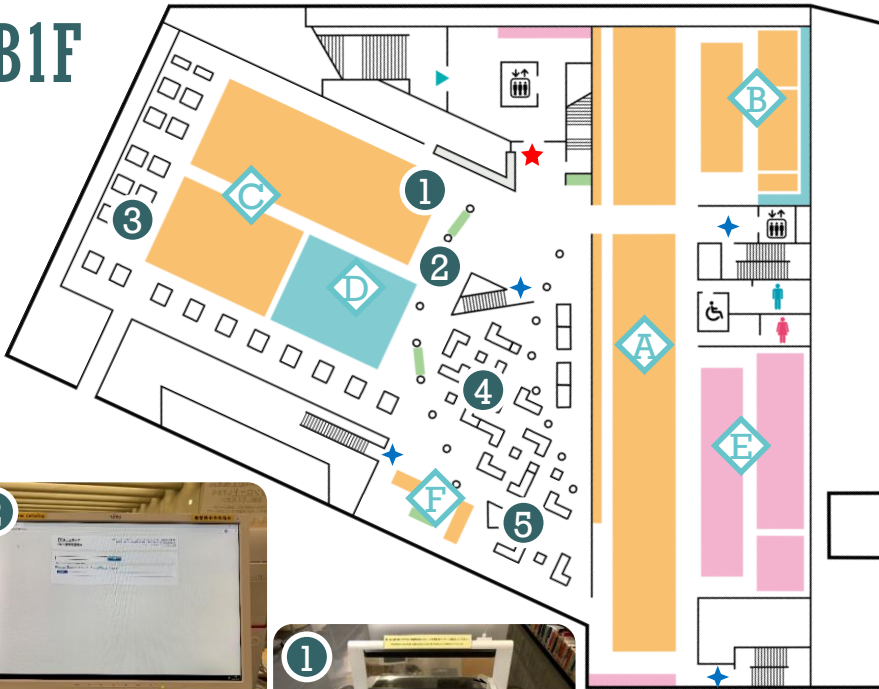
Tokyo Tech OOKAYAMA Library

Self-Tour
Guide
MAP

Please check here for opening hours >>>
<https://www.libra.titech.ac.jp/calendar>




B1F



▲ Library Catalog Search Terminals

The book searching system is open to all library users.



◀ Self-checkout Machines

When people are waiting in line at the counter, those machines would be helpful.



◀ Reading Spaces

They are perfect places for studying and reading books and journals.



Books

- Natural Science / Engineering Books
- Previous Edition Books
- Humanities / Human Science
- Reference Books
- International Journals
- Materials for Liberal Arts

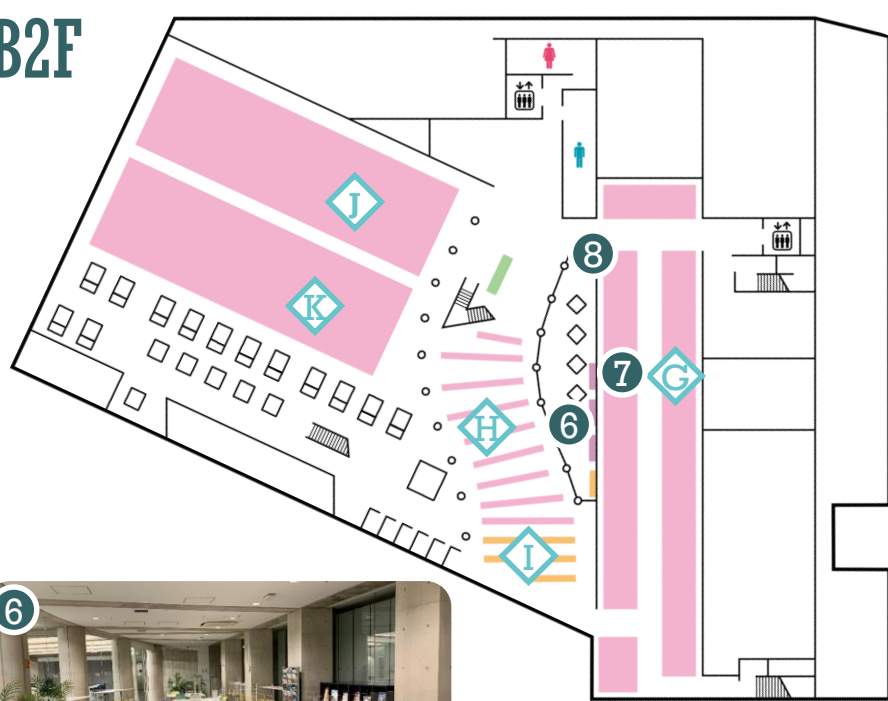
★ To reach the 2, 3F:
use the stairs or the elevator,
outside of the gate (Student ID required)

★ To reach the B2F:
use the stairs or the elevator.





B2F



◀ Refresh Room

Here is a room with magazines, perfect for your break time.

Books



International Journals



Current Journals



Materials for Language Study / Study Abroad



Japanese Journals




Proceedings

▶ Electric Compact Shelves


Shelves look like a secret base...

▼ Don't miss the Lego model of the Ookayama Main Bldg!



3F

10



▲ PCs

Users can use these PCs.

◀ Group Study Rooms

Using these rooms helps your group works (reservations required).



2F



◀ Study Space

The study space has pentagon-shaped desks and chairs.