

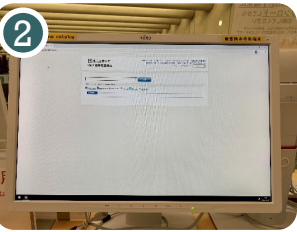
Tokyo Tech OOKAYAMA Library

Self-Tour Guide MAP

Please check here for opening hours >>>
<https://www.libra.titech.ac.jp/calendar>



B1F



Library Catalog Search Terminals

The book searching system is open to all library users.




Self-checkout Machines

When people are waiting in line at the counter, those machines would be helpful.









Reading Spaces

They are perfect places for studying and reading books and journals.



Books

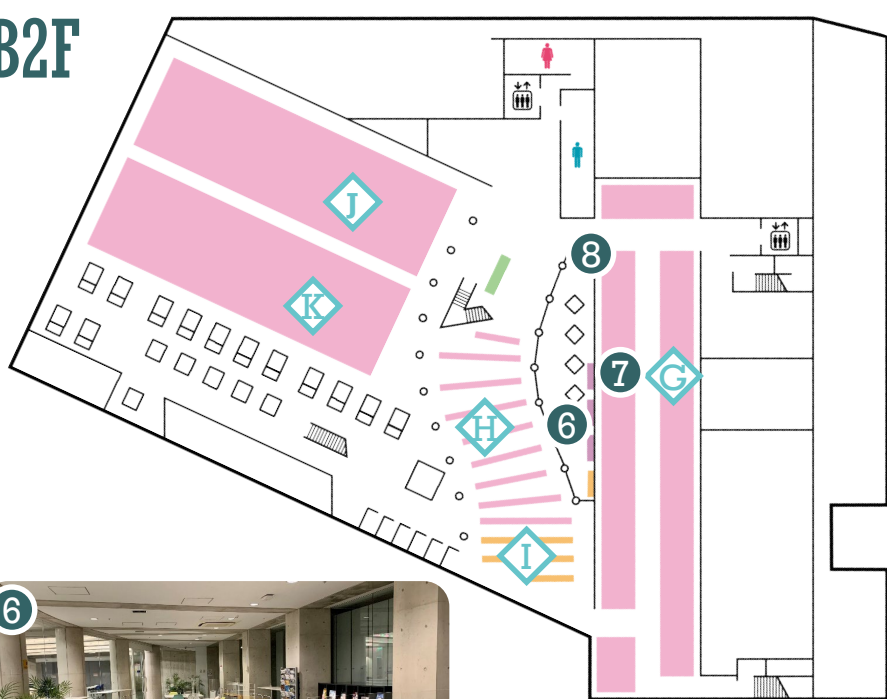
-  Natural Science / Engineering Books
-  Previous Edition Books
-  Humanities / Human Science
-  Reference Books
-  International Journals
-  Materials for Liberal Arts

★ To reach the 2, 3F:
use the stairs or the elevator,
outside of the gate (Student ID required)


◆ To reach the B2F:
use the stairs or the elevator.



B2F






Refresh Room
Here is a room with magazines, perfect for your break time.




Electric Compact Shelves ▶
Shelves look like a secret base...


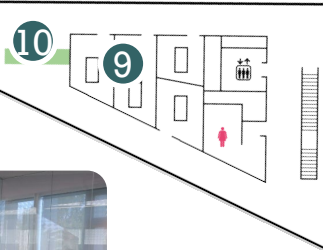
Books

-  International Journals
-  Current Journals
-  Materials for Language Study / Study Abroad
-  Japanese Journals
-  Proceedings

▼ Don't miss the Lego model of the Ookayama Main Bldg!



3F



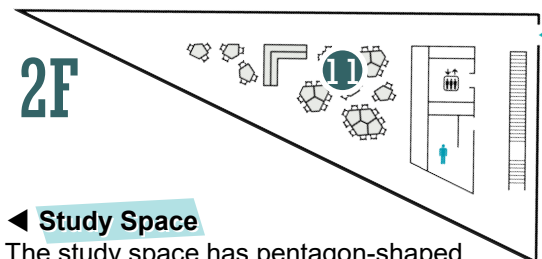
Group Study Rooms
Using these rooms helps your group works (reservations required).



PCs
Users can use these PCs.



2F



Study Space
The study space has pentagon-shaped desks and chairs.